


DATASHEET

Rockfon Eclipse® Customised



Sounds Beautiful

Rockfon Eclipse® Customised



- Design your own frameless acoustic island or wall panel in whatever shape you like and most colours from the NCS Colour system
- Rockfon Eclipse Customised is available in an unlimited variety of shapes, providing unique design freedom to inspire and enhance your interior design scheme
- Quick and easy to install, Rockfon Eclipse Customised can be fixed directly to a soffit or where a traditional suspended ceiling cannot be installed
- It can also be used as a frameless wall panel, fixed directly onto the wall or stepped from the wall with a 65mm gap
- Perfect for thermal mass installations with rear surface providing excellent heat and light reflection

Product Description

- Stone wool island
- Visible side: smooth custom-coloured, matt fleece
- Rear side: white backing fleece
- Painted edges

Application Areas

- Retail
- Education
- Office
- Leisure

Edge detail	Shapes	Module size (mm)	Weight (kg/unit)	MS / MS easy access (mm)	Recommended installation System	Recycled content	Cradle to Cradle Certified®	A1-A3 Production stage impact (kg CO ₂ eq/m ²)*	A1-C4 Full life cycle impact (kg CO ₂ eq/m ²)*
	Square 	1160 x 1160 x 40	9	15 / 150	Rockfon® System Eclipse Island™	35%		6.31	8.21
	Rectangle 	1160 x 580 x 40	5	15 / 150	Rockfon® System Eclipse Island™				
		1760 x 1160 x 40	13	15 / 150	Rockfon® System Eclipse Island™				
		2360 x 1160 x 40	17	15 / 150	Rockfon® System Eclipse Island™				
	Circle 	800 x 800 x 40	3	15 / 150	Rockfon® System Eclipse Island™				
	Triangle 	1160 x 1160 x 40	7	15 / 150	Rockfon® System Eclipse Island™				
			4	15 / 150	Rockfon® System Eclipse Island™				
			6	15 / 150	Rockfon® System Eclipse Island™				
	Oval 	1760 x 1160 x 40	10	15 / 150	Rockfon® System Eclipse Island™				
	Bespoke 	- x - x 40	-	15 / 150	Rockfon® System Eclipse Island™				

MS = Minimum Suspension

Free-form sizes bigger than 2400 length or 1200 width will be produced as two halves.

Size 2360 x 1160 x 40 is only available in custom colours on one side.

Contact us for Eclipse Customised special shapes, sizes, two-sided painted options, lead times and minimum order quantities.

* For full environmental impact disclosure, see our product EPDs available on rockfon.link/uk-epd. Due to differences in calculation methods and scenario assumptions, environmental impact values are generally not directly comparable between manufacturers.



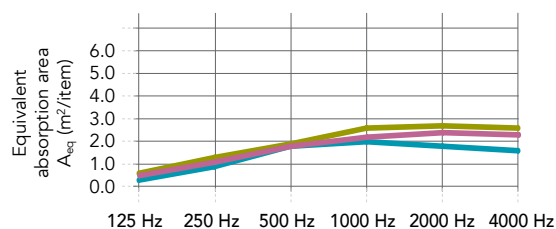
Performance



Sound absorption

A_{eq} (m²/item)

* Distance between items greater or equal to 2000mm. Further acoustic data available; contact your local Rockfon technical support.



	125 Hz	250 Hz	500 Hz	1000 Hz	2000 Hz	4000 Hz
Square 1160 single item* (suspension height: 15mm)	0.3	0.9	1.8	2.0	1.8	1.6
Square 1160 single item* (suspension height: 500mm)	0.6	1.3	1.9	2.6	2.7	2.6
Square 1160 layout of 6 items, 300mm distance (suspension height 500mm)	0.5	1.1	1.8	2.2	2.4	2.3



Reaction to fire

A2-s1,d0



Light reflection

Colour-dependent



Humidity and sag resistance

Up to 100% RH.
No visible deflection in high humidity



Cleaning

- Vacuum



Hygiene

Stone wool provides no sustenance to microorganisms



Recyclability

Fully recyclable stone wool



Indoor environment

Rockfon ceiling products are classified in Class E1 in accordance with EN 13964 (EN 717-1).



Material Health

All materials used in Rockfon products are screened against the technical checklist A20 and the list of substances restricted under REACH and do not contain substances of very high concern (SVHC). Rockfon stone wool fibres comply with safe fibre EU regulation and hold a EUCB certification.

The data presented in this datasheet covers the majority of the NCS colour selection. For detailed information on specific NCS colours please contact Rockfon Customer Services for more information.
Rockfon production facilities are certified according to the ISO 9001 and ISO 14001 management systems standards.

Sounds Beautiful

