

DATASHEET

Rockfon Blanka®



Sounds Beautiful

Rockfon Blanka®

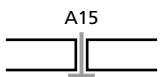

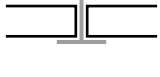


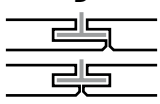

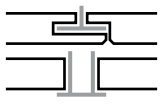

- Rockfon Blanka has a smooth, deep matt, super white surface with high light reflection and light diffusion, which contributes to energy savings and a bright and comfortable indoor environment.
- Rockfon Blanka's non-directional surface reduces installation time and the anti-static surface withstands exposure to site dust.
- The enhanced surface durability makes Rockfon Blanka more resistant to dirt and everyday wear and tear, extending the product lifetime.

Product Description

- Stone wool tile
- Visible side: smooth, deep matt, super white painted fleece
- Rear side: back fleece

Application Areas

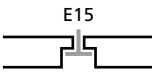

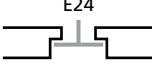

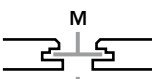





- Office
- Education
- Retail
- Leisure
- Healthcare

Edge detail	Module size (mm)	Weight (kg/m ²)	MS / MS easy access (mm)	Recommended installation System	Recycled content	Cradle to Cradle Certified®	A1-A3 Production stage impact (kg CO ₂ eq/m ²)*	A1-C4 Full life cycle impact (kg CO ₂ eq/m ²)*					
 A15	600 x 600 x 20	2.3	50 / 100	Rockfon® System T15 A™	35%		2.24	2.82					
			50 / 100	Rockfon® System T15 A, E ECR™									
 A24	1200 x 300 x 20	2.3	50 / 100	Rockfon® System T24 A™	35%		2.24	2.82					
	1500 x 300 x 20		50 / 100	Rockfon® System T24 A, E ECR™									
	1800 x 300 x 20		50 / 100	Rockfon® System T24 A™									
	600 x 600 x 20		50 / 100	Rockfon® System T24 A, E ECR™									
			50 / 100	Rockfon® System T24 A™									
	1200 x 600 x 20		50 / 100	Rockfon® System T24 A, E ECR™									
			50 / 100	Rockfon® System T24 A™									
	1800 x 600 x 20		50 / 100	Rockfon® System T24 A, E ECR™									
			50 / 100	Rockfon® System T24 A™									
	2400 x 600 x 20		50 / 200	Rockfon® System T24 A™									
			50 / 200	Rockfon® System XL T24 A™									
	600 x 600 x 20		3.4	20 / not demountable					Rockfon® System B Adhesive™	36%		2.34	3.38
				20 / not demountable					Rockfon® System B Adhesive™				
	 D		1200 x 300 x 20	3.4					70 / 70	Rockfon® System T24 Stepped Z D™	36%		2.34
1500 x 300 x 20		70 / 70	Rockfon® System T24 Stepped Z D™										
1800 x 300 x 20		70 / 70	Rockfon® System T24 Stepped Z D™										
600 x 600 x 20		62 / 62	Rockfon® System XL T24 D™										
1200 x 600 x 20		70 / 70	Rockfon® System T24 Stepped Z D™										
1800 x 600 x 20		70 / 70	Rockfon® System T24 Stepped Z D™										
1200 x 1200 x 25		4.1	70 / 70	Rockfon® System T24 Stepped Z D™	37%	3.1	4.41						
 D/AEX	1200 x 300 x 20	3.4	70 / 100	Rockfon® System Bandraster Dzn/AEX™	36%		2.34	3.38					
	1500 x 300 x 20		70 / 100	Rockfon® System Bandraster Dzn/AEX™									
	1800 x 300 x 20		70 / 100	Rockfon® System Bandraster Dzn/AEX™									
	2100 x 300 x 25		70 / 100	Rockfon® System Bandraster Dzn/AEX™	37%		3.1	4.41					
	2400 x 300 x 25		80 / 110	Rockfon® System Bandraster Dzn/AEX™									
	1200 x 600 x 20		70 / 100	Rockfon® System Bandraster Dzn/AEX™	36%		2.34	3.38					
	1500 x 600 x 20		70 / 100	Rockfon® System Bandraster Dzn/AEX™									
	1800 x 600 x 20		70 / 100	Rockfon® System Bandraster Dzn/AEX™									
	2100 x 600 x 25		80 / 110	Rockfon® System Bandraster Dzn/AEX™	37%		3.1	4.41					
	2400 x 600 x 25		100 / 130	Rockfon® System Bandraster Dzn/AEX™									

MS = Minimum Suspension
Other dimensions are available on request. Please contact Rockfon.

* For full environmental impact disclosure, see our product EPDs available on rockfon.link/uk-epd. Due to differences in calculation methods and scenario assumptions, environmental impact values are generally not directly comparable between manufacturers.



Edge detail	Module size (mm)	Weight (kg/m ²)	MS / MS easy access (mm)	Recommended installation System	Recycled content	Cradle to Cradle Certified®	A1-A3 Production stage impact (kg CO ₂ eq/ m ²)*	A1-C4 Full life cycle impact (kg CO ₂ eq/ m ²)*
	1200 x 300 x 20	2.8	60 / 100	Rockfon® System T15 E™	35%		3.07	3.86
			60 / 100	Rockfon® System T15 A, E ECR™				
			100 / 100	Rockfon® System Ultraline E™				
	1500 x 300 x 20		60 / 100	Rockfon® System T15 E™				
			60 / 100	Rockfon® System T15 A, E ECR™				
			100 / 100	Rockfon® System Ultraline E™				
	1800 x 300 x 20		60 / 100	Rockfon® System T15 E™				
			60 / 100	Rockfon® System T15 A, E ECR™				
			100 / 100	Rockfon® System Ultraline E™				
	600 x 600 x 20		60 / 100	Rockfon® System T15 E™				
			60 / 100	Rockfon® System T15 A, E ECR™				
			100 / 100	Rockfon® System Ultraline E™				
1200 x 600 x 20	60 / 100	Rockfon® System T15 A, E ECR™						
	60 / 100	Rockfon® System T15 E™						
	100 / 100	Rockfon® System Ultraline E™						
	1200 x 300 x 20	2.8	60 / 100	Rockfon® System T24 A, E ECR™	35%		3.07	3.86
			60 / 100	Rockfon® System T24 E™				
			60 / 100	Rockfon® System T24 A, E ECR™				
	1500 x 300 x 20		60 / 100	Rockfon® System T24 A, E ECR™				
			60 / 100	Rockfon® System T24 E™				
			60 / 100	Rockfon® System T24 E™				
	1800 x 300 x 20		60 / 100	Rockfon® System T24 E™				
			60 / 100	Rockfon® System T24 E™				
			60 / 100	Rockfon® System T24 E™				
	600 x 600 x 20		60 / 100	Rockfon® System T24 A, E ECR™				
			60 / 100	Rockfon® System T24 E™				
			60 / 100	Rockfon® System XL T24 E™				
1200 x 600 x 20	60 / 100	Rockfon® System T24 A, E ECR™						
	60 / 100	Rockfon® System T24 E™						
	60 / 100	Rockfon® System T24 A, E ECR™						
1800 x 600 x 20	60 / 100	Rockfon® System T24 E™						
	60 / 100	Rockfon® System T24 E™						
	60 / 100	Rockfon® System XL T24 E™						
1200 x 1200 x 25	60 / 100	Rockfon® System T24 A, E ECR™						
	60 / 100	Rockfon® System T24 E™						
1200 x 1200 x 25	60 / 150	Rockfon® System T24 E™						
	60 / 150	Rockfon® System T24 A, E ECR™						
	600 x 600 x 20	3.4	62 / 62	Rockfon® System T24 M™	36%		2.34	3.38
	1200 x 600 x 20		62 / 62	Rockfon® System T24 M™				
	600 x 600 x 22	3.7	67 / 67	Rockfon® System T24 X™	36%		2.83	4
	1200 x 600 x 22		67 / 67	Rockfon® System T24 X DLC™				
			67 / 67	Rockfon® System T24 X™				
	1800 x 600 x 22		67 / 67	Rockfon® System T24 X DLC™				
	2100 x 600 x 25	67 / 67	Rockfon® System T24 X™					
		67 / 67	Rockfon® System T24 X DLC™					
2400 x 600 x 25	67 / 67	Rockfon® System T24 X™						
	67 / 67	Rockfon® System T24 X DLC™						
	600 x 600 x 20	3.4	64 / 64	Rockfon® System T24 Z™	36%		2.34	3.38
	1200 x 600 x 20		64 / 64	Rockfon® System T24 Z™				
	1800 x 600 x 20		64 / 64	Rockfon® System T24 Z™				

MS = Minimum Suspension

Other dimensions are available on request. Please contact Rockfon.

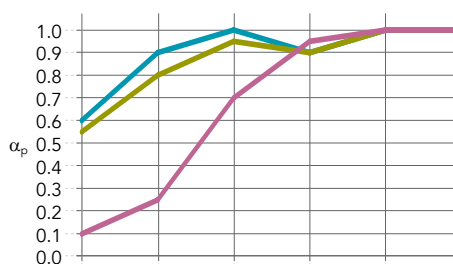
* For full environmental impact disclosure, see our product EPDs available on rockfon.link/uk-epd. Due to differences in calculation methods and scenario assumptions, environmental impact values are generally not directly comparable between manufacturers.



Performance



Sound absorption
 α_w : up to 1.00 (Class A)



Edge /
 Thickness (mm) /
 Suspension (incl. tile - mm)

	125 Hz	250 Hz	500 Hz	1000 Hz	2000 Hz	4000 Hz	α_w	Absorption class	NRC
A,E: 20-25 / 200	0.60	0.90	1.00	0.90	1.00	1.00	1.00	A	1.00
Other edges: 20-25 / 200	0.55	0.80	0.95	0.90	1.00	1.00	0.95	A	0.95
Other edges: 20 / 20	0.10	0.25	0.70	0.95	1.00	1.00	0.55	D	0.70



Reaction to fire
 A1



Light reflection and light diffusion
 87% light reflection
 >99% light diffusion



Humidity and sag resistance
 Up to 100% RH.
 No visible deflection in high humidity
 C/0N



Cleaning
 - Vacuum
 - Damp cloth



Hygiene
 Stone wool provides no sustenance to microorganisms



Surface durability
 Enhanced durability and dirt resistance.

Wet-scrub resistance: Class 4
The wet-scrub resistance is tested in accordance with EN ISO 11998:2006 and rated following EN 12720:2009+A1:2013 scale going from 1 to 5, where 5 is the best.



Impact resistance
 Class 3A
 Impact resistance of Rockfon Blanka with edge Z or M has been tested in accordance with EN13964 – Annex D and approved as Class 3A.



Visual appearance
 Super white surface
 L value: 94.5
The whiteness (L value) of the product is tested in accordance with ISO 7724 and measured on a scale from 1 (black) to 100 (white).

Deep matt surface, perfect in critical side-light
 Gloss: 0.8 gloss unit at 85° angle
The gloss of the product is tested in accordance with ISO 2813.



Recyclability
 Fully recyclable stone wool



Indoor environment
 Rockfon ceiling products are classified in Class E1 in accordance with EN 13964 (EN 717-1). Rockfon ceiling products have a very low release of VOCs. A selection of Rockfon products have achieved the following performance levels and labels in indoor air emissions:



Material Health
 All materials used in Rockfon products are screened against the technical checklist A20 and the list of substances restricted under REACH and do not contain substances of very high concern (SVHC). Rockfon stone wool fibres comply with safe fibre EU regulation and hold a EUCEB certification.

Sounds Beautiful

