
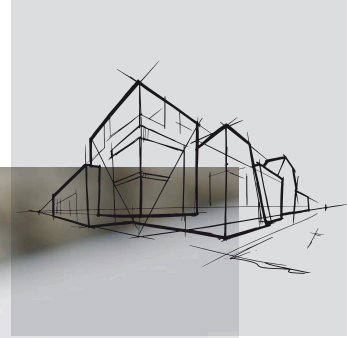


Chicago Metallic[™] T24 Hook 2850

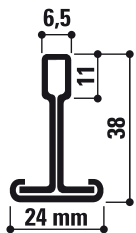
Datasheet



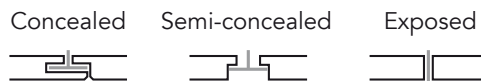
Chicago Metallic™ T24 Hook 2850

- 24mm grid with universal main runner and butt-cut cross tee connections
- 38mm high components for better load bearing and compatibility with accessories
- A strong and stable grid which can be easily demounted time and again
- Used to create concealed, semi-concealed and exposed ceiling solutions

Cross-section

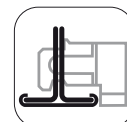


Compatible tiles



Coupling

Butt-cut end



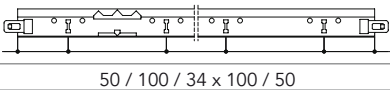
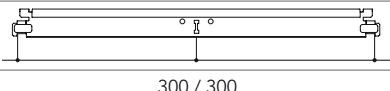
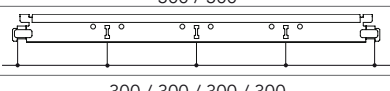
Assortment

Product group		Component description	Height (mm)	Length (mm)	Colour	Pcs per pack	Lm per pack	Kg per pack	Carton per pallet	Kg per pallet
Main runner										
T24 MR CL&HK		Main runner T24 Click / Hook	38	3600	001, 11, 88, Color-all	15	54	19.5	70	1363
Cross tee										
T24 CT HOOK		Cross tee T24 Hook	38	600	001	45	27	8.2	70	573
T24 CT HOOK			38	1200	001	45	54	15.7	72	1131
Wall angle options										
L19x32		Perimeter wall angle trim 32 x 19 x 3050mm	32	3050	001, 88, Color-all	40	122	27.3	60	1635
F15		F Profile / upstand trim 29 x 16 x 3200mm (panels up to 15mm)	40	3200	001, 11	16	51.2	20.2	50	1010
W8x12		Shadow angle 15 x 12 x 8 x 15 x 3050mm	15	3050	001, 04, 11, 88, 901	30	91.5	17.9	60	1075
L20x25 FLEX ALU		Flexible wall angle 25 x 20 x 3000mm	25	3000	916	10	30	6.9		
Accessories										
SH 50		Direct suspension clip Chicago Metallic™ T-profile + securing pin H 50mm max.weight 35kg	50			100		2.5		
HDC 4		Steel hold down clip for tile thickness 15-20 mm (A edge)				100		0.3		

Contact Rockfon® for the full range of wall angles and accessories.



Position of slots and suspension holes

Product group	Component description	Height (mm)	Length (mm)	Slots	Distance between slots (mm)
T24 MR CL&HK	Main runner T24 Click / Hook	38	3600	36	 50 / 100 / 34 x 100 / 50
T24 CT HOOK	Cross tee T24 Hook	38	600	1	 300 / 300
T24 CT HOOK		38	1200	3	 300 / 300 / 300 / 300

Special lengths and slot patterns are available upon request.

Performance



Load bearing capacity

Hanger distance (mm)	Module size (mm)	Kg/m ²	
		Maximum deflection	
		2.5 mm	4.0 mm
1200	600 x 600	9.9	16.5
1200	1200 x 600	10.9	17.9



Reaction to fire

A1



Corrosion resistance

B



Environment

Fully recyclable

Understanding the performance of Chicago Metallic™ grids and accessories



Reaction to fire

Reaction to fire is classified in accordance with EN 13501-1. Chicago Metallic steel grids and accessories are non-combustible.



Fire resistance

A range of Chicago Metallic steel grids are tested in combination with different Rockfon tiles and are classified in accordance with European norm EN 13501-2 and/or national norms.



Colours

Chicago Metallic grids are available in various colours from the RAL and NCS systems, which are measured following the ISO 7724-2 and ISO 7724-3 standards. The actual colours may deviate slightly from the RAL and NCS references. Chicago Metallic grids are available in a variety of finishes from matt to high gloss, with a respective average of < 5, 15 and 50 units at a 60° angle. The matt finishing is measured at an angle of 85°. See the colour legend for their average values. The gloss unit is measured in accordance with EN13523 part 2.



Corrosion resistance

Chicago Metallic products produced from hot dip galvanised steel following the Sendzimir process comply with the corrosion classes of the product standard EN 13964 (A, B, C, D). The standard systems in class B are protected with 100 g/m² zinc evenly applied on both sides. The enhanced corrosion resistance (ECR) systems and accessories in class C or D have respectively a layer of 100 g/m² and 275 g/m² zinc evenly applied on both sides and are protected with an additional layer of 20 micron paint per side.



Load bearing performance

The load bearing performance (max. kg/m² load applicable to the grid system without exceeding the allowable deflection of the individual components) is tested in accordance with the EN 13964 standard. The accumulative value of the system deflection, shown on the data sheets, does not exceed the max. deflection as given in class 1 of the standard. Special project configurations deviating from the standard module sizes mentioned in the data sheets must be calculated by Rockfon technical services.



Cleaning

All Chicago Metallic grids can be cleaned with water and a mild detergent in combination with a melamine foam sponge or microfiber cloth.

Colour legend

For colour availability of individual components, please check the assortment table above

White 001 RAL 9003	White 901 RAL 9010	White 01 White 916	Matt White 11 RAL 9003	L value: 93 Gloss: 2 at both a 60° and 85° angle
Platinum 54 RAL 7035	Alugrey 04 RAL 9006	Galvanised 00 Galvanised 69	Matt Black 88 RAL 9004	Gloss: 4.5 at 60° angle and 11.5 at 85° angle
Brushed Alu 534	High Gloss Chrome 14	Carrara 57	High Gloss Brass 16	
White 001 / White 001 (8WW) RAL 9003 / RAL 9003	Black 08 / Black 08 (8BB) RAL 9005 / RAL 9005	White 001 / Black 08 (8WB) RAL 9003 / RAL 9005	Alugrey 04 / Black 08 (8GB) RAL 9006 / RAL 9005	

Rockfon Color-all®

Mustard - 51 NCS S 2050-Y10R	Sand - 30 NCS S 2020-Y20R	Stucco - 20 NCS S 1505-Y30R			
Scarlet - 71 NCS S 6030-Y80R	Coral - 76 NCS S 3040-Y90R	Seashell - 75 NCS S 1510-Y60R	Petal - 74 NCS S 1005-Y60R		
Seaweed - 34 NCS S 8005-G20Y	Eucalyptus - 32 NCS S 6020-B90G	Sage - 31 NCS S 3010-G10Y	Mint - 12 NCS S 1005-G10Y		
Space - 49 NCS S 7020-B	Storm - 48 NCS S 6020-R90B	Azure - 47 NCS S 3020-B	Fresh - 42 NCS S 2010-B10G		
Earth - 25 NCS S 5010-Y50R	Clay - 26 NCS S 5005-G80Y	Linen - 22 NCS S 4005-Y50R	Sandalwood - 13 NCS S 2010-Y60R	Chalk - 21 NCS S 2005-Y40R	
Ebony - 28 NCS S 8505-Y80R	Cork - 24 NCS S 4010-Y30R	Hemp - 23 NCS S 3005-Y20R			
Iron - 18 NCS S 7502-B	Concrete - 06 NCS S 6000-N	Mastic - 17 NCS S 4000-N	Zinc - 05 NCS S 4005-R50B	Mercury - 62 NCS S 2502-B	
Charcoal - 09 NCS S 8500-N	Anthracite - 08 NCS S 7010-R90B	Gravel - 03 NCS S 3502-B	Plaster - 02 NCS S 2005-R80B	Stone - 01 NCS S 2000-N	Moon - 10 NCS S 1005-R80B


NCS codes are closest colour match. The actual colour of the Rockfon Color-all® grid may deviate slightly from printed colours due to the texture of the surface. Samples are available upon request.

Rockfon® is a registered trademark
of the ROCKWOOL Group.

 [linkedin.com/company/Rockfon-as](https://www.linkedin.com/company/Rockfon-as)

 [pinterest.com/Rockfon](https://www.pinterest.com/Rockfon)

 [youtube.com/RockfonOfficial](https://www.youtube.com/RockfonOfficial)

 [facebook.com/RockfonOfficial](https://www.facebook.com/RockfonOfficial)

 [instagram.com/Rockfon_Official](https://www.instagram.com/Rockfon_Official)

Sounds Beautiful

03/2022 | All colour codes mentioned are based on the NCS - Natural Colour System® property of and used on license from NCS Colour AB, Stockholm 2012 or the RAL colour standard. Subject to alterations in range and product technology without prior notice. Rockfon accepts no responsibility for printing errors.



Rockfon
ROCKWOOL Limited T/A Rockfon
14th Floor, Chiswick Tower, 389 Chiswick High Road,
London W4 4AL
Tel: +44 (0) 208 222 7457
www.rockfon.co.uk