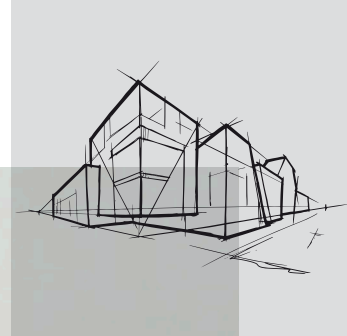


Chicago Metallic[™] Monolithic

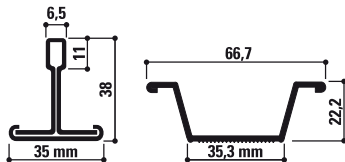
Datasheet



Chicago Metallic™ Monolithic

- T and Omega shaped grid for the installation of Rockfon® Mono Acoustic and a variety of boards
- Quick and easy click system reduces time and installation costs
- Single layer system for reduced plenum heights
- Simple grid without the need for accessories

Cross-section



Compatible tiles

Concealed









Coupling

Joggled end



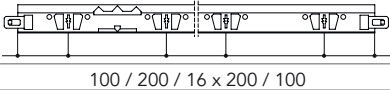

Assortment

| Product group | | Component description | Height (mm) | Length (mm) | Colour | Pcs per pack | Lm per pack | Kg per pack | Carton per pallet | Kg per pallet |
|---------------------------|---|---|-------------|-------------|--------|--------------|-------------|-------------|-------------------|---------------|
| Main runner | | | | | | | | | | |
| MONO T35 MR |  | Monolithic main runner T35 | 38 | 3600 | 69 | 20 | 72 | 37.1 | 32 | 1187 |
| Cross tee | | | | | | | | | | |
| MONO HAT35 CT |  | Monolithic cross furring channel | 22.23 | 1200 | 69 | 50 | 60 | 25 | 48 | 1200 |
| Wall angle options | | | | | | | | | | |
| MONO C40 |  | Galvanised C Channel trim 30 x 40.5 x 30 x 3050mm | 40.5 | 4000 | 69 | 10 | 40 | 18.8 | 45 | 847 |
| Accessories | | | | | | | | | | |
| NH T |  | Lower part nonius hanger for T profiles | | | | 100 | | 3.9 | | |
| NH CLIP |  | Intersection clip for nonius | | | | 200 | | 1.3 | | |
| NH 90 |  | Upper part nonius hanger | 85 | | | 100 | | 2.4 | | |

Contact Rockfon® for the full range of wall angles and accessories.



Position of slots and suspension holes

| Product group | Component description | Height (mm) | Length (mm) | Slots | Distance between slots (mm) |
|---------------|----------------------------------|-------------|-------------|-------|---|
| MONO T35 MR | Monolithic main runner T35 | 38 | 3600 | 18 |  100 / 200 / 16 x 200 / 100 |
| MONO HAT35 CT | Monolithic cross furring channel | 22.23 | 1200 | 0 |  1200 |

Performance



Load bearing capacity

| Kg/m ² | | Maximum deflection |
|----------------------|------------------|--------------------|
| Hanger distance (mm) | Module size (mm) | 3.3 mm |
| 1200 | 1200 x 600 | 12 |
| 1200 | 1200 x 400 | 13.9 |



Reaction to fire

A1



Corrosion Resistance

B



Environment

Fully recyclable



Understanding the performance of Chicago Metallic™ grids and accessories



Reaction to fire

Reaction to fire is classified in accordance with EN 13501-1. Chicago Metallic steel grids and accessories are non-combustible.



Fire resistance

A range of Chicago Metallic steel grids are tested in combination with different Rockfon tiles and are classified in accordance with European norm EN 13501-2 and/or national norms.



Corrosion resistance

Chicago Metallic products produced from hot dip galvanised steel following the Sendzimir process comply with the corrosion classes of the product standard EN 13964 (A, B, C, D). The standard systems in class B are protected with 100 g/m² zinc evenly applied on both sides. The enhanced corrosion resistance (ECR) systems and accessories in class C or D have respectively a layer of 100 g/m² and 275 g/m² zinc evenly applied on both sides and are protected with an additional layer of 20 micron paint per side.



Load bearing performance

The load bearing performance (max. kg/m² load applicable to the grid system without exceeding the allowable deflection of the individual components) is tested in accordance with the EN 13964 standard. The accumulative value of the system deflection, shown on the data sheets, does not exceed the max. deflection as given in class 1 of the standard. Special project configurations deviating from the standard module sizes mentioned in the data sheets must be calculated by Rockfon technical services.

Sounds Beautiful

