


DATASHEET

Rockfon Color-all® Special



Sounds Beautiful

Rockfon Color-all® Special



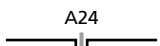

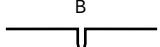



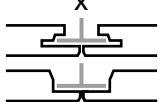

- Innovative and aesthetically pleasing smooth, matt surface with an unlimited custom colour range using NCS
- Rockfon Color-all Special is available in exposed, semi-concealed and concealed edges in a large variety of module sizes, allowing for unique design freedom to inspire and enhance your interior design scheme

Product Description

- Stone wool tile
- Visible side: smooth coloured, matt fleece
- Rear side: back fleece

Application Areas

- Industry
- Office
- Leisure
- Retail
- Education
- Healthcare

Edge detail	Module size (mm)	Weight (kg/m ²)	MS / MS easy access (mm)	Recommended installation system	Recycled content	Cradle to Cradle Certified®	A1-A3 Production stage impact (kg CO ₂ eq/m ²)*	A1-C4 Full life cycle impact (kg CO ₂ eq/m ²)*
 A15	600 x 600 x 20	3,4	50 / 100	Rockfon® System T15 A™	36%		3,62	4,6
	1200 x 600 x 20		50 / 100	Rockfon® System T15 A™				
 A24	600 x 600 x 20	3,4	50 / 100	Rockfon® System T24 A™	36%		3,62	4,6
	1200 x 600 x 20		50 / 100	Rockfon® System XL T24 A™				
			50 / 100	Rockfon® System T24 A™				
			50 / 100	Rockfon® System XL T24 A™				
 B	600 x 600 x 40	6,4	44 / not demountable	Rockfon® System B Adhesive™	36%		6,27	8,17
	1200 x 600 x 40		44 / not demountable	Rockfon® System B Adhesive™				
 E24	600 x 600 x 20	3,4	60 / 100	Rockfon® System T24 E™	36%		3,62	4,6
			60 / 100	Rockfon® System XL T24 E™				
 X	600 x 600 x 22	3,7	66 / 66	Rockfon® System T24 X™	36%		3,65	4,62
			1200 x 600 x 22	104 / 104				
	1200 x 600 x 22			66 / 66				
			1200 x 600 x 22	104 / 104				

MS = Minimum suspension

MS easy access = Minimum suspension - tiles demountable

Contact us for specific dimensions, other edge types, lead times and minimum order quantities.

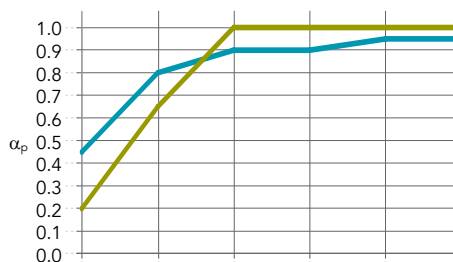
* For full environmental impact disclosure, see our product EPDs available on rockfon.link/cee-epd. Due to differences in calculation methods and scenario assumptions, environmental impact values are generally not directly comparable between manufacturers.



Performance



Sound absorption
 α_w : up to 0,95 (Class A)



Thickness (mm) /
 Suspension (incl. tile - mm)

125 Hz 250 Hz 500 Hz 1000 Hz 2000 Hz 4000 Hz

α_p

Absorption class

α_w

NRC

Thickness (mm) / Suspension (incl. tile - mm)	125 Hz	250 Hz	500 Hz	1000 Hz	2000 Hz	4000 Hz	α_w	Absorption class	NRC
20-40 / 200	0.45	0.80	0.90	0.90	0.95	0.95	0.95	A	0.85
40 / 40	0.20	0.65	1.00	1.00	1.00	1.00	0.95	A	0.95



Reaction to fire
 A2-s1,d0



Light reflection
 Colour-dependent



Humidity and sag resistance
 Up to 100% RH.
 No visible deflection in high humidity
 C/0N



Cleaning
 - Vacuum



Hygiene
 Stone wool provides no sustenance to microorganisms



Thermal insulation
 40 mm:
 Thermal conductivity:
 $\lambda_D = 40 \text{ mW/mK}$



Recyclability
 Fully recyclable stone wool



Indoor environment
 Rockfon ceiling products are classified in Class E1 in accordance with EN 13964 (EN 717-1).



Material Health
 All materials used in Rockfon products are screened against the technical checklist A20 and the list of substances restricted under REACH and do not contain substances of very high concern (SVHC). Rockfon stone wool fibres comply with safe fibre EU regulation and hold a EUCEB certification.

The properties presented on this datasheet cover the majority of the NCS colour selection. For detailed information on specific NCS colours please contact Rockfon Customer Service.

Rockfon production facilities are certified according to the ISO 9001 and ISO 14001 management systems standards.

Sounds Beautiful

