


DATASHEET







Suspension Clips



Suspension Clips

- A variety of products suitable for a range of applications
- Direct hung for reduced plenum heights
- Specific parts to be combined with threaded rods
- Hangers for beams and vertical fixation
- Universal hangers for specific solutions

Assortment

Product group		Component description	Load bearing capacity	Height (mm)	Pcs per pack	Kg per pack
SH 40-80		Adjustable short hanger (80-120 mm)	20 kg		100	2,1
SH 100		Suspension clip (curved) for Chicago Metallic™ T-profiles + securing nail	35 kg	100	100	2,4
			35 kg		100	2,4
			35 kg		100	2,4
SH 50		Suspension clip (curved) for Chicago Metallic™ T-profiles + securing nail	35 kg	50	100	2,5
SH 80			35 kg	80	100	3,2
FH T24 HOOK		Flat hanger clip	14 kg	36,3	100	0,8
			14 kg		100	0,8
			14 kg		100	0,8
FH B		Angle hanger Height 57.5 mm	35 kg	57,5	100	1,5

Performance



Reaction to fire

A1



Corrosion resistance

B



Environment

Fully Recyclable



Understanding the performance of Chicago Metallic™ grids and accessories



Reaction to fire

Reaction to fire is classified in accordance with EN 13501-1. Chicago Metallic steel grids and accessories are non-combustible.



Fire resistance

A range of Chicago Metallic steel grids are tested in combination with different Rockfon tiles and are classified in accordance with European norm EN 13501-2 and/or national norms.



Corrosion resistance

Chicago Metallic products produced from hot dip galvanised steel following the Sendzimir process comply with the corrosion classes of the product standard EN 13964 (A, B, C, D). The standard systems in class B are protected with 100 g/m² zinc evenly applied on both sides. The enhanced corrosion resistance (ECR) systems and accessories in class C or D have respectively a layer of 100 g/m² and 275 g/m² zinc evenly applied on both sides and are protected with an additional layer of 20 micron paint per side.



Load bearing performance

The load bearing performance (max. kg/m² load applicable to the grid system without exceeding the allowable deflection of the individual components) is tested in accordance with the EN 13964 standard. The accumulative value of the system deflection, shown on the data sheets, does not exceed the max. deflection as given in class 1 of the standard. Special project configurations deviating from the standard module sizes mentioned in the data sheets must be calculated by Rockfon technical services.

Sounds Beautiful

