

DATASHEET

Chicago Metallic™ Alu Transitions








Sounds Beautiful

Chicago Metallic™ Alu Transitions

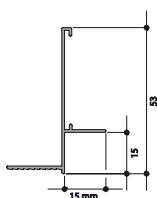
- Range of alu profiles in various shapes and dimensions
- Used to create smooth transitions from modular to screwed ceilings
- Ergonomic handling and transportation
- Easy cut-to-size on site with standard tools

Assortment

Product group		Component description	Length (mm)	Colour	Pcs per pack	Lm per pack	Kg per pack	Carton per pallet	Kg per pallet
TP ALU L15		L-shaped transition for a Rockfon® X, Z and M edge without joint	3000	001	10	30	11	40	425
TP ALU L0		L-shaped transition to a lay-in tile / without joint	3000	001	10	30	9	20	180
TP ALU 15L		L-shaped transition to a lay-in tile / 15 mm joint	3000	001	10	30	12	20	240
TP ALU L8		L-shaped transition to a tegular tile / without joint	3000	001	20	60	18	20	360
TP ALU 15C		C-shaped transition to metal ceiling / 15 mm joint	3000	001	10	30	14	20	280

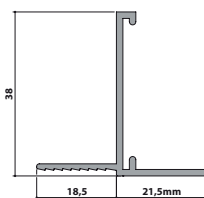
Product description

TP ALU L15



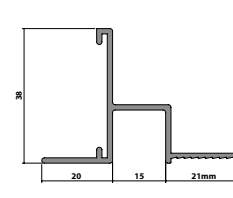
- The profile is used to make a professional transition between a drywall and Rockfon® X, Z and M edge ceiling. The design of the profile ensures a perfect flat finishing for 15 mm shadow tiles.
- Body Material thickness 1,5 mm**

TP ALU L0



- L-shaped ALU transition profile without groove. The profile is used to connect drywall boards with a ceiling composed of flat tiles.
- Body Material thickness 1,5 mm**

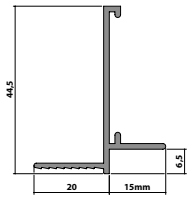
TP ALU 15L



- L-shaped ALU transition profile with a central groove of 15 mm. The profile is used to connect drywall boards with a ceiling composed of flat tiles.
- Body Material thickness 1,5 mm**

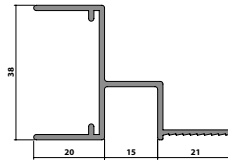
Product description

TP ALU L8



- L-shaped ALU transition profile without groove.
 - The profile is used to connect drywall boards with a ceiling with stepped tiles.
 - The design of the profile ensures a flat finishing for 8 mm deep tiles.
- Body Material thickness** 1,5 mm

TP ALU 15C



- C-shaped ALU transition profile with a central groove of 15 mm.
 - The profile is used to connect drywall boards with a metal tiles ceiling.
 - The design of the profile enables the use of hold down clips.
- Body Material thickness** 1,5 mm

Performance



Reaction to fire
A2-s1,d0



Corrosion resistance
C



Environment
Fully Recyclable

Understanding the performance of Chicago Metallic™ grids and accessories



Reaction to fire

Reaction to fire is classified in accordance with EN 13501-1. Chicago Metallic steel grids and accessories are non-combustible.



Fire resistance

A range of Chicago Metallic steel grids are tested in combination with different Rockfon tiles and are classified in accordance with European norm EN 13501-2 and/or national norms.



Colours

Chicago Metallic grids are available in various colours from the RAL and NCS systems, which are measured following the ISO 7724-2 and ISO 7724-3 standards. The actual colours may deviate slightly from the RAL and NCS references. Chicago Metallic grids are available in a variety of finishes from matt to high gloss, with a respective average of < 5, 15 and 50 units at a 60° angle. The matt finishing is measured at an angle of 85°. See the colour legend for their average values. The gloss unit is measured in accordance with EN13523 part 2.



Corrosion resistance

Chicago Metallic products produced from hot dip galvanised steel following the Sendzimir process comply with the corrosion classes of the product standard EN 13964 (A, B, C, D). The standard systems in class B are protected with 100 g/m² zinc evenly applied on both sides. The enhanced corrosion resistance (ECR) systems and accessories in class C or D have respectively a layer of 100 g/m² and 275 g/m² zinc evenly applied on both sides and are protected with an additional layer of 20 micron paint per side.



Load bearing performance

The load bearing performance (max. kg/m² load applicable to the grid system without exceeding the allowable deflection of the individual components) is tested in accordance with the EN 13964 standard. The accumulative value of the system deflection, shown on the data sheets, does not exceed the max. deflection as given in class 1 of the standard. Special project configurations deviating from the standard module sizes mentioned in the data sheets must be calculated by Rockfon technical services.



Cleaning

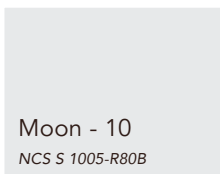
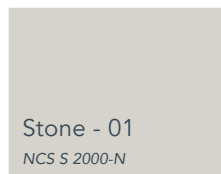
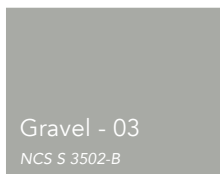
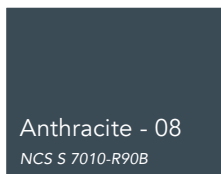
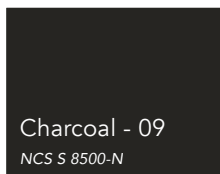
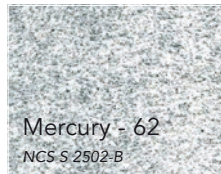
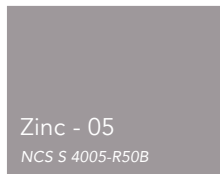
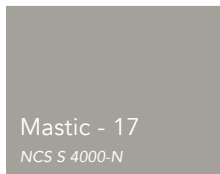
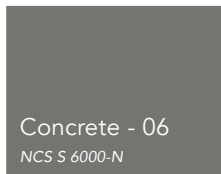
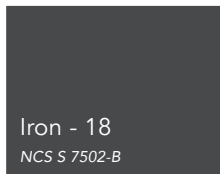
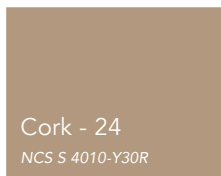
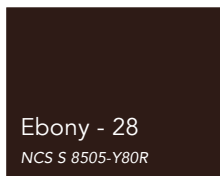
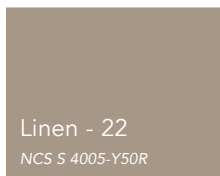
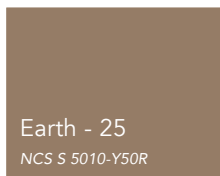
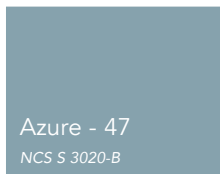
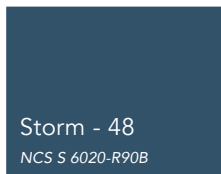
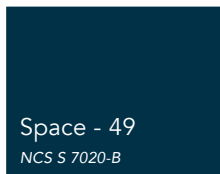
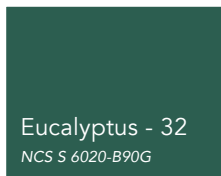
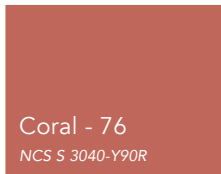
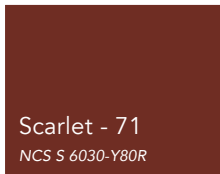
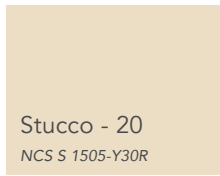
All Chicago Metallic grids can be cleaned with water and a mild detergent in combination with a melamine foam sponge or microfiber cloth.

Colour legend

For colour availability of individual components, please check the assortment table above

White 001 RAL 9003	White 901 RAL 9010	White 01 White 916	Matt White 11 RAL 9003	L value: 93 Gloss: 2 at both a 60° and 85° angle
Platinum 54 RAL 7035	Alugrey 04 RAL 9006	Galvanised 00 Galvanised 69	Matt Black 88 RAL 9004	Gloss: 4.5 at 60° angle and 11.5 at 85° angle
Brushed Alu 534	High Gloss Chrome 14	Carrara 57	High Gloss Brass 16	
White 001 / White 001 (8WW) RAL 9003 / RAL 9003	Black 08 / Black 08 (8BB) RAL 9005 / RAL 9005	White 001 / Black 08 (8WB) RAL 9003 / RAL 9005	Alugrey 04 / Black 08 (8GB) RAL 9006 / RAL 9005	

Rockfon Color-all®



NCS codes are closest colour match. The actual colour of the Rockfon Color-all® grid may deviate slightly from printed colours due to the texture of the surface. Samples are available upon request.

Sounds Beautiful

