

## Chicago Metallic® 260 Aluminum Cap 15/16"

Acoustical ceiling suspension system



Ideal for: Fire Rated - Locker rooms, commercial kitchens and food preparation areas, retail.

Performance Properties:

- Grid system is available in both intermediate and heavy duty designs with hook-end cross tees
- Fire rated acoustical ceiling grid components are designed with expansion reliefs for fire-rated ceiling assembly installations
- Aluminum cap provides added corrosion resistance in interior building spaces
- Sustainable: Aluminum-100%; steel-minimum 25% recycled content, 100% locally recyclable
- Chicago Metallic® suspension systems meet a Class-A flame spread rating in accordance with ASTM standard E1264-08

# Chicago Metallic® 260 Aluminum Cap 15/16"

## LEED® v4.1 HIGHLIGHTS

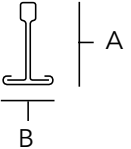
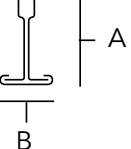
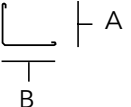
### Materials and Resources (MR)

- Waste Management ✓
- Interiors Life Cycle Impact Reduction ✓
- Environmental Product Declarations ✓
- Sourcing of Raw Materials ✓
- Material Ingredients ✓
- Waste Management ✓

### Indoor Environmental Quality (EQ)

- ✓ -Low-Emitting Materials ✓
- ✓ -Interior Lighting ✓
- ✓ -Acoustic Performance ✓

RECYCLED CONTENT: UP TO: 25%

Detail	Product Number	Length	Height (A)	Face (B)	Grid Coupling Type	Slotting / Class	Fire Rated	Seismic	Recycled Content
<b>Main Runners</b>									
	260.01AZ	144"	1-41/64"	15/16"	Bayonet-End	6" OC, ID	✓	C	25
	280.XXZ.01	144"	1-41/64"	15/16"	Bayonet-End	6" OC, HD	✓	C, DEF	25
<b>Cross Tees</b>									
	262.01AZ	24"	1-1/2"	15/16"	Hook-End	No Slots	✓	C	25
	264.01AZ	48"	1-1/2"	15/16"	Hook-End	3 Slots 12" OC	✓	C	25
<b>Wall Angles &amp; Channels</b>									
	1409.01AH	144"	3/4"	15/16"	-	-	-	C, DEF	25

Available in the following standard colors, Rockfon® Color-all™ colors, and RAL color options.



01 White



08 Black



44 Satin Silver



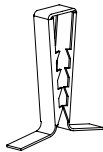
Color-all



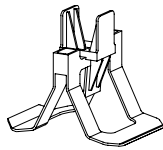
# Packaging

Product Number	Pieces per Carton	Ft per Carton	Lbs per Carton	Cartons per Pallet	Lbs per Pallet
<b>Main Runners</b>					
260.01AZ	20	240	49.2	30	1502
280.XXZ.01	20	240	664	30	1992
<b>Cross Tees</b>					
262.01AZ	60	120	25.6	64	1638
264.01AZ	60	240	51.6	30	2184
<b>Wall Angles &amp; Channels</b>					
1409.01AH	25	300	41	Palletized to Order	Palletized to Order

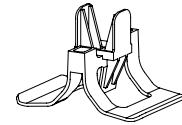
# Accessories



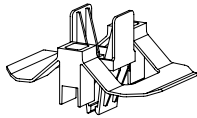
935.00  
Hold Down Clip  
for Various  
Height Panels  
1000 PCS/Carton



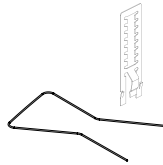
490.00  
Hold Down Clip  
for 0" – 3/4" Panels  
100 PCS/Carton



491.00  
Hold Down Clip for  
3/4" – 1-1/4" Panels  
150 PCS/Carton



492.00  
Hold Down Clip  
for 1-1/2" Panels  
100 PCS/Carton



495.00  
Facett™ Hold  
Down Clip for  
2" – 4" Panels  
100 PCS/Carton



826.00H  
2' Spacer Bar  
80 LF/Carton



828.00H  
4' Spacer Bar  
160 LF/Carton



824.00H  
4' Spacer Bar,  
Notched at 2'  
160 LF/Carton

# Performance

## Component Load Test Data and Material

Allowable Load per ASTM C635					
Main Tee	Length		Hanger Spacing		
			4'	5'	6'
260.01AZ	144"	-	ID	6.3	3.9
280.XXZ.01	144"	-	HD	8.9	5.6
Cross Tee	Length	2'	4'	5'	6'
262.01AZ	24"	41.0	-	-	-
264.01AZ	48"	-	13.1	-	-

To convert data into lb/ft<sup>2</sup>, divide on center spacing of component into lb/ft.

## Light Fixture Load Test Data (based on 1/360 span deflection)

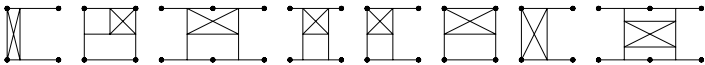
Light Fixtures Dimensions	Main & Cross Tees - Allowable Fixture Weight – Pounds	
	280.XXZ.01 264.01AZ	260.01AZ 264.01AZ
1' x 4'	67.6	55.6
2' x 2'	52.8	49.6
2' x 4'	76.0♦	64.0♦

♦ Limited by safety factor of 2.

## Non-Fire Rated Assemblies

### Hanger Positions for Non-Fire Rated Situations

This illustrates hanger positions for single fixtures in a field. Provide extra hangers for tandem fixtures.



## Material

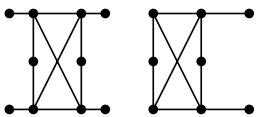
ASTM C 635 Heavy Duty (HD) and Intermediate Duty (ID) main tee classifications; commercial quality HDG-30 steel, hot-dip galvanized body and aluminium cap, 15/16" width, 1-41/64" height.

Note: A metallurgist should be consulted regarding the suitability of this product for the environmental conditions in which it is being installed.

## Fire Rated Assemblies

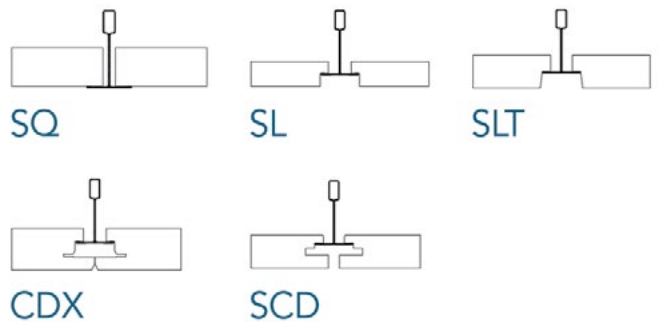
### Hanger Positions for Fire Rated Situations

This illustrates hanger positions for single fixtures in a field. Provide extra hangers for tandem fixtures.



## Compatible Tile Edge Types

260/280 System



## UL® Fire Rated Assemblies

### Floor-Ceiling Type 260/Aluminum Cap

A202, A210, D203, D205, D209, D215, D216, G022, G201, G208, G209, G210, G211, G213, G214, G215, G216, G217, G218, G222, G228, G234, G241, G242, G244, G248, G250, G255, G256, G258, G259, J201, L201, L202, L206, L208, L209, L210, L211, L212

### Roof-Ceiling Type 260/Aluminum Cap

P201, P202, P203, P204, P206, P207, P210, P211, P214, P215, P216, P217, P219, P225, P227, P228, P229, P230, P231, P235, P237, P238, P239, P241, P244, P245, P246, P251, P253, P255, P257, P259, P260, P261, P262, P264

Rockfon® is a registered trademark  
of the ROCKWOOL Group.

03.2021 | All colour codes mentioned are based on the NCS - Natural Colour System® property of and used on license from NCS Colour AB, Stockholm 2012 or the RAL colour standard. Subject to alterations in range and product technology without prior notice. Rockfon accepts no responsibility for printing errors.



**Rockfon**  
4849 S. Austin Ave., Chicago, IL 60638 USA  
Tel. +1-800-323-7164  
Fax. +1-800-222-3744  
[www.rockfon.com](http://www.rockfon.com)  
[cs@rockfon.com](mailto:cs@rockfon.com)  
360003027