


Chicago Metallic[®] 200 Snap Grid[™] 15/16"

Acoustical ceiling suspension system



Ideal for: Retail, classrooms, general interiors.

Performance Properties:

- Intermediate and heavy duty designs are available, along with hook-end cross tees
- Fire rated grid components are designed with expansion reliefs, making it suitable for fire-rated ceiling assemblies
- Available in (200) non-fire rated, and (250/270) fire rated
- Sustainable: Minimum 25% recycled content, 100% locally recyclable
- Chicago Metallic[®] suspension systems meet a Class-A flame spread rating in accordance with ASTM standard E1264-08

Chicago Metallic® 200 Snap Grid™ 15/16"

LEED® v4.1 HIGHLIGHTS

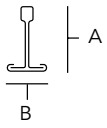
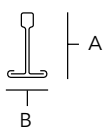
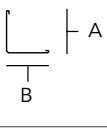
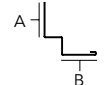
Materials and Resources (MR)

- Waste Management ✓ Planning
- Interiors Life Cycle Impact Reduction
- Environmental Product Declarations
- Sourcing of Raw Materials
- Material Ingredients
- Waste Management ✓

Indoor Environmental Quality (EQ)

- ✓ -Low-Emitting Materials ✓
- ✓ -Interior Lighting ✓
- ✓ -Acoustic Performance ✓

RECYCLED CONTENT: UP TO: 25%

Detail	Product Number	Length	Height (A)	Face (B)	Grid Coupling Type	Slotting / Class	Fire Rated	Seismic	Recycled Content
Main Runners									
	216.01H	120"	1-41/64"	15/16"	Bayonet-End	6" OC, ID	-	C	25
	299.01H	120"	1-41/64"	15/16"	Bayonet-End	10" OC, ID	✓	C	25
	200.XXZ.01	144"	1-41/64"	15/16"	Bayonet-End	6" OC, HD	-	C, DEF	25
	211.01Z	144"	1-41/64"	15/16"	Bayonet-End	6" OC, ID	-	C	25
	250.01Z	144"	1-41/64"	15/16"	Bayonet-End	6" OC, ID	✓	C	25
	270.XXZ.01	144"	1-41/64"	15/16"	Bayonet-End	6" OC, HD	✓	C, DEF	25
Cross Tees									
	251.01H	12"	1-1/2"	15/16"	Hook-End	No Slots	✓	C	25
	257.01Z	20"	1-1/2"	15/16"	Hook-End	No Slots	✓	C	25
	252.01Z	24"	1-1/2"	15/16"	Hook-End	No Slots	✓	C	25
	229.01Z	24"	1-1/2"	15/16"	Hook-End	No Slots	-	C	25
	258.01H	30"	1-1/2"	15/16"	Hook-End	No Slots	✓	C	25
	253.01H	36"	1-1/2"	15/16"	Hook-End	12" OC	✓	C	25
	209.01Z	48"	1-1/2"	15/16"	Hook-End	12" OC	-	C	25
	254.01Z	48"	1-1/2"	15/16"	Hook-End	12" OC	✓	C	25
	207.01H	60"	1-1/2"	15/16"	Hook-End	6" OC	-	C	25
	278.01H	96"	1-1/2"	15/16"	Hook-End	12" OC	-	C	25
Wall Angles & Channels									
	1420.01	144"	15/16"	15/16"	-	-	-	C, DEF	25
	1425.01	144"	2"	2"	-	-	-	C, DEF	25
	1428.01	144"	1"	2"	-	-	-	C, DEF	25
	1430.01	144"	7/8"	7/8"	-	-	-	C	25
	21420.01	144"	15/16"	15/16"	-	-	-	C, DEF	25
	1454.01	120"	1-4.75/8"	15/16"	-	-	-	C, DEF	25
Shadow Moldings									
	1460.01	120"	3/4"	3/4"	-	3/8" Reveal	-	C	25
	1461.01	120"	3/4"	3/4"	-	3/4" Reveal	-	C	25
	1469.01	120"	15/16"	9/16"	-	3/8" Reveal	-	C	25

Available in the following standard colors, Rockfon® Color-all™ colors, and RAL color options.



01 White



08 Black



44 Satin Silver



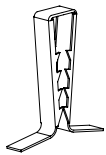
Color-all



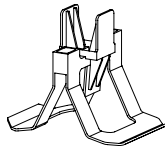
Packaging

Product Number	Pieces per Carton	Ft per Carton	Lbs per Carton	Cartons per Pallet	Lbs per Pallet
Main Runners					
216.01H	20	200	43.3	30	1325
299.01H	20	200	43.3	30	1325
200.XXZ.01	20	240	71.2	30	2136
211.01Z	20	240	52	30	1585
250.01Z	20	240	52	30	1585
270.XXZ.01	20	240	72.8	30	2184
Cross Tees					
251.01H	100	100	22	50	1200
257.01Z	60	100	22.4	64	1434
252.01Z	60	120	28	64	1792
229.01Z	60	120	20.8	64	1331
258.01H	50	125	30	Palletized to order	Palletized to order
253.01H	50	150	34	Palletized to order	Palletized to order
209.01Z	60	240	43.2	30	1296
254.01Z	60	240	51.6	30	1548
207.01H	50	250	73	30	2310
278.01H	25	200	49	28	1372
Wall Angles & Channels					
1420.01	42	504	69	30	2070
1425.01	20	240	82	30	2460
1428.01	20	240	54	30	1620
1430.01	30	360	49	40	1960
21420.01	25	300	41	30	1230
1454.01	20	200	67	32	2144
Shadow Moldings					
1460.01	40	400	64	32	2048
1461.01	40	400	90	32	2880
1469.01	40	200	77	Palletized to Order	Palletized to Order

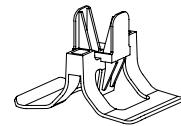
Accessories



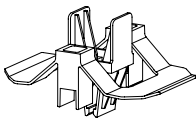
935.00
Hold Down Clip
for Various
Height Panels
1000 PCS/Carton



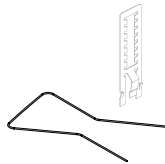
490.00
Hold Down Clip
for 0" – 3/4" Panels
100 PCS/Carton



491.00
Hold Down Clip for
3/4" – 1-1/4" Panels
150 PCS/Carton



492.00
Hold Down Clip
for 1-1/2" Panels
100 PCS/Carton



495.00
Facett™ Hold
Down Clip for
2" – 4" Panels
100 PCS/Carton



826.00H
2' Spacer Bar
80 LF/Carton



828.00H
4' Spacer Bar
160 LF/Carton



824.00H
4' Spacer Bar,
Notched at 2'
160 LF/Carton

Performance

Component Load Test Data and Material

Allowable Load per ASTM C635									
Main Tee	Length	Hanger Spacing							
		-	-	4'	5'	6'	-	-	
216.01H	120"	-	-	ID	6.3	3.9	-	-	
299.01H	120"	-	-	ID	6.3	3.9	-	-	
200.XXZ.01	144"	-	-	HD	8.9	5.6	-	-	
211.01Z	144"	-	-	ID	6.3	3.9	-	-	
250.01Z	144"	-	-	ID	6.3	3.9	-	-	
270.XXZ.01	144"	-	-	HD	8.9	5.6	-	-	
Cross Tee	Length	1'	20"	2'	30"	3'	4'	5'	8'
251.01H	12"	-	-	-	-	-	-	-	-
257.01Z	20"	90.0♦	-	-	-	-	-	-	-
252.01Z	24"	-	41.0♦	-	-	-	-	-	-
229.01Z	24"	-	32.5♦	-	-	-	-	-	-
258.01H	30"	-	-	57.4	-	-	-	-	-
253.01H	36"	-	-	-	34.7	-	-	-	-
209.01Z	48"	-	-	-	-	9.1	-	-	-
254.01Z	48"	-	-	-	-	14.1	-	-	-
207.01H	60"	-	-	-	-	-	8.5	-	-
278.01H	96"	-	-	-	-	-	-	-	2.1

To convert data into lb/ft², divide on center spacing of component into lb/ft.
 ♦ Limited by safety factor of 2.

Light Fixture Load Test Data (based on 1/360 span deflection)

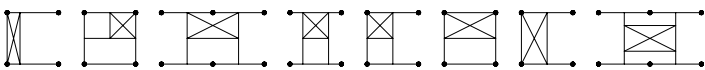
Light Fixtures	Main & Cross Tees - Allowable Fixture Weight - Pounds				
	Dimensions	200.XXZ.01 207.01H	211.01Z 209.01Z	299.01H 207.01H	250.01Z 254.01Z
1' x 4'	32.4	56.4	-	55.6	67.6
2' x 2'	29.2	34.8	-	49.6	52.8
2' x 4'	40.8	47.2	-	64.0♦	76.0♦
2' x 5'	40.8	-	-	-	-
3' x 3'	63.0♦	-	-	-	-
20" x 48"	-	-	37.6	-	-
20" x 60"	-	-	37.6	-	-

Consult specific U.L. design for allowable lighting configurations.
 ♦ Limited by safety factor of 2.

Non-Fire Rated Assemblies

Hanger Positions for Non-Fire Rated Situations

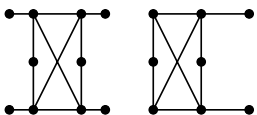
This illustrates hanger positions for single fixtures in a field. Provide extra hangers for tandem fixtures.



Fire Rated Assemblies

Hanger Positions for Fire Rated Situations

This illustrates hanger positions for single fixtures in a field. Provide extra hangers for tandem fixtures.



UL® Fire Rated Assemblies

Floor-Ceiling Type 250

A202, A210, A211, A212, D203, D205, D209, D215, D216, D218, G007, G008, G022, G036, G201, G202, G204, G208, G209, G210, G211, G213, G214, G215, G216, G217, G218, G222, G227, G228, G229, G231, G234, G236, G241, G242, G243, G244, G248, G250, G255, G256, G258, G259, J201, L005, L006, L201, L202, L206, L208, L209, L210, L211, L212

Roof-Ceiling Type 250

P201, P202, P203, P204, P206, P207, P210, P211, P213, P214, P215, P216, P217, P219, P225, P227, P228, P229, P230, P231, P235, P237, P238, P239, P241, P242, P244, P245, P246, P250, P251, P253, P255, P257, P259, P260, P261, P262, P264

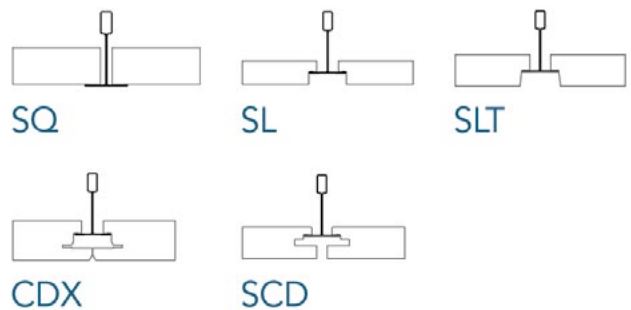
Material

ASTM C 635 Heavy Duty (HD) and Intermediate Duty (ID) main tee classifications; commercial quality HDG-30 steel, hot-dip galvanized body and cap, 15/16" width, 1-41/64" height.

Note: A metallurgist should be consulted regarding the suitability of this product for the environmental conditions in which it is being installed.

Compatible Tile Edge Types

200/250 Systems



Rockfon® is a registered trademark
of the ROCKWOOL Group.

05.2021 | All colour codes mentioned are based on the NCS - Natural Colour System® property of and used on license from NCS Colour AB, Stockholm 2012 or the RAL colour standard. Subject to alterations in range and product technology without prior notice. Rockfon accepts no responsibility for printing errors.



Rockfon
4849 S. Austin Ave., Chicago, IL 60638 USA
Tel. +1-800-323-7164
Fax. +1-800-222-3744
www.rockfon.com
cs@rockfon.com
360003025